

Improving Special Education Services (ISES)

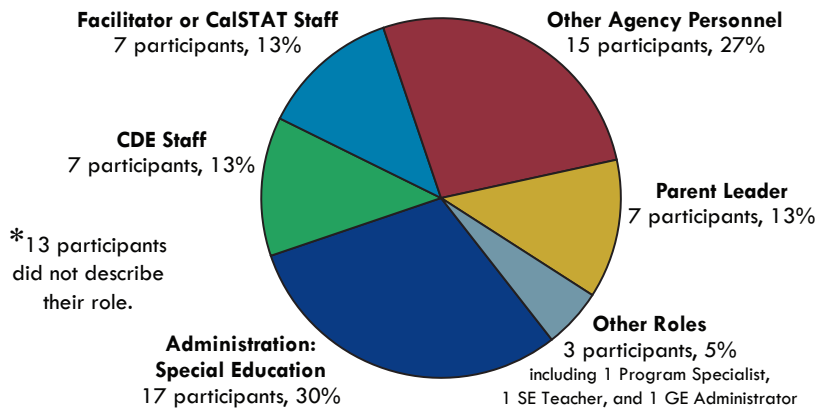
June 2010

Improving Special Education Services (ISES) is a collaborative stakeholder group convened by the California Department of Education, Special Education Division. The State Performance Plan (SPP), Annual Performance Report (APR), and State Personnel Development Grant (SPDG) are guided by these stakeholders in addressing issues such as personnel development, statewide assessment, and progress monitoring through a unified planning process. ISES is the unification of what were previously the Partnership Committee on Special Education (PCSE) and the Key Performance Indicator (KPI) group. The committee is a broadly diverse and representative group of individuals involved in, or concerned with, the education of children with disabilities.

ISES meets twice annually. This meeting was June 10, 2010, and the next meeting is scheduled for November 16, 2010.

ISES Meeting Participants by Role

June 2010 – 69 participants*

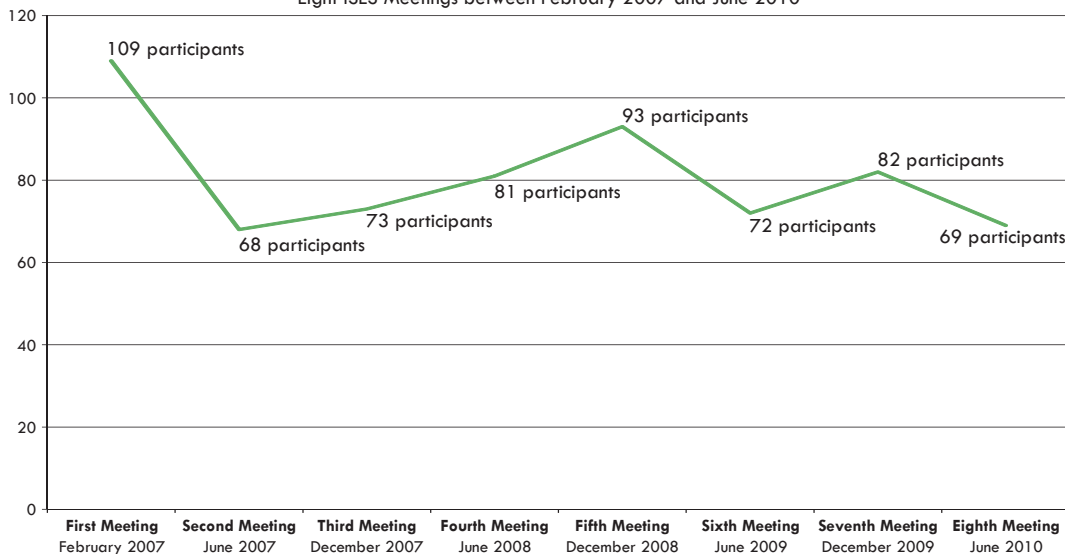


June 2010's meeting had a typical number of participants, with 62 stakeholders supported by 7 workgroup facilitators or Calstat staff members.

Attendees represented a diversity of roles and organizations, including parents, K-12 educators, CDE personnel, and "Other Agency Personnel" (which includes IHE).

Number of ISES Participants Attending Each ISES Meeting

Eight ISES Meetings between February 2007 and June 2010



The meeting included three major activities:

- **Updates on current issues**, including the State Performance Plan (SPP) and Annual Performance Report (APR) with Chris Drouin, an announcement on the SPP Technical Assistance (SPPTA) System with Georgianne Knight, and a welcome from Dr. Fred Balcom, the new Director, Special Education Division.
- **A Tools for Improvement poster board session** to introduce and share tools between stakeholders. This activity also facilitates networking, sharing and informal discussion.
- **Indicator workgroups** to facilitate small-group discussion of SPP indicators and generate recommendations. The workgroups were rated with an average of 4.6 (on a 5-point scale).

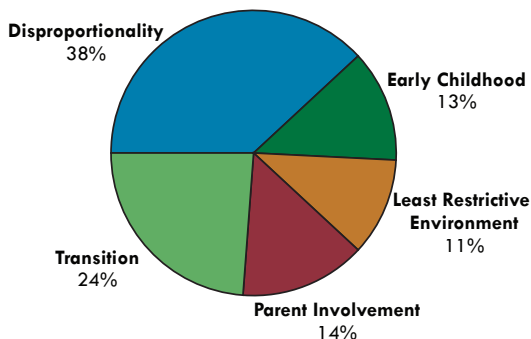
Indicator workgroups are a focal point of the ISES meeting, where participants discuss progress and collaborate to generate recommendations. Recommendations are reported out to all ISES participants in a final group session, are posted online, and inform development of the SPP and implementation of improvement strategies.

Workgroups Topics Discussed in the Workgroups

- Workgroup #1 **Disproportionality:** SPP Indicators #4, #9 and #10, facilitated by Ralph Scott and Chriss Essman
- Workgroup #2 **Least Restrictive Environment (LRE):** SPP Indicator #5, facilitated by Marion Miller and Katherine Prudhomme-Judge
- Workgroup #3 **Parent Involvement:** SPP Indicator #8, facilitated by Chris Drouin
- Workgroup #4 **Transition:** SPP Indicator #13, facilitated by Jill Larson, and SPP Indicator #14, facilitated by Dan Boomer.
- Workgroup #5 **Early Childhood:** SPP Indicators #6, #7 and #12, facilitated by Meredith Cathcart.

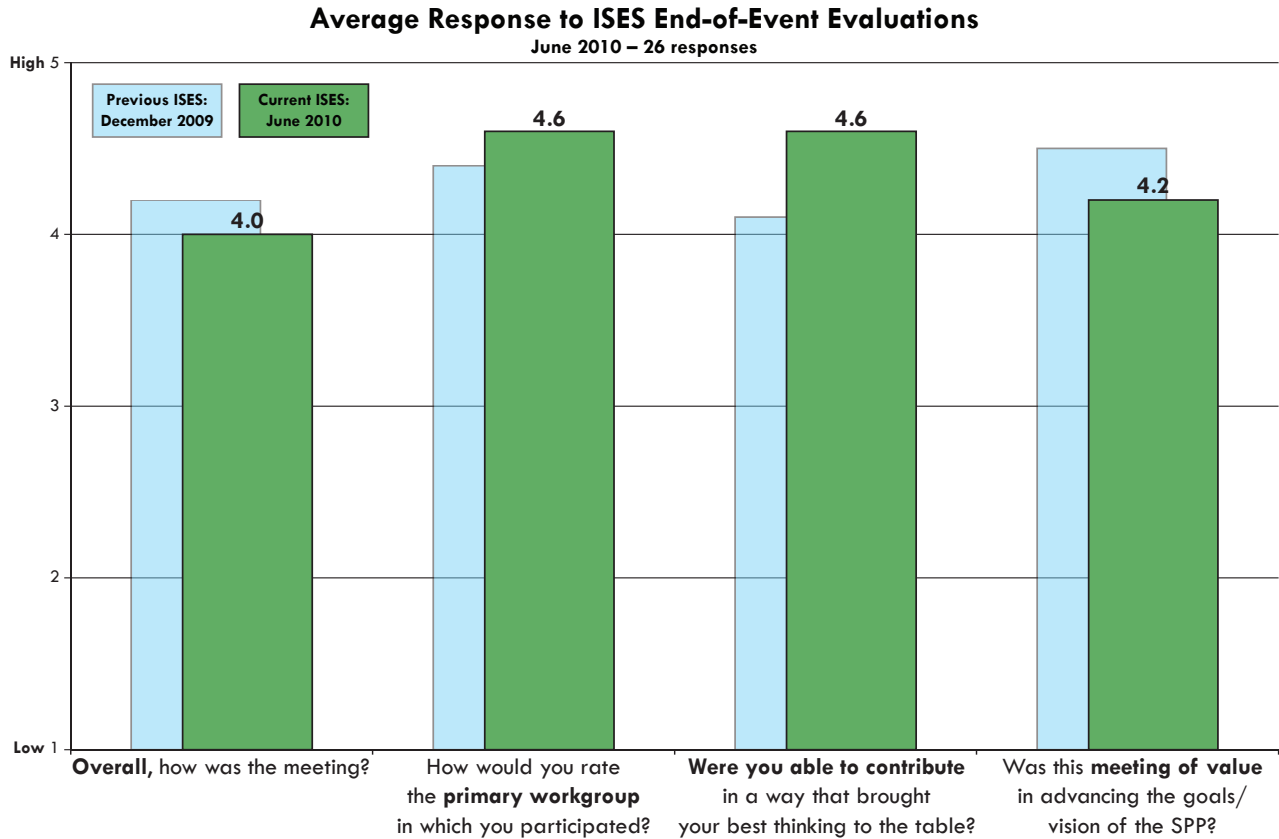
ISES Participants by Workgroup

June 2010 – by percent based on an approximate headcount



- The workgroup discussing disproportionality had the most participants.

Anonymous end-of-event surveys were distributed to participants at the beginning of the event and collected at the end. Of the 69 participants who signed in at the beginning of the event, 26 completed end-of-event surveys. Due to the fact that many of the facilitators and CDE staff feel completing a survey would be inappropriate, this number suggests a response rate of nearly 50% among other participants.



Participants rated the meeting from one (“poor”/“no”) to five (“great”/“definitely”) in response to four questions. Responses ranged from 3 to 5, with an average response between 4.0 and 4.6. **This is consistent with past ISES meetings, suggesting a high level of satisfaction with the quality and effectiveness of the event.**

- The largest single increase in the average response was in participants ability to contribute, from 4.1 in June to 4.6 in December.
- The absence of responses to any survey item in the 1-2 range suggests that ISES meetings meet the satisfaction of most participants.

Specific Responses to ISES End-of-Event Evaluations					
	Overall	Workgroup	Contribute	Value	
Response	5	5	14	16	10
	4	15	11	9	11
	3	4	0	1	4
	2	0	0	0	0
	1	0	0	0	0
Blank	2	1	0	1	

Participants were also given the opportunity to comment on the meeting. They were asked the following two questions on the end-of-event evaluations, which are summarized along with responses below.

Number
of
Comments

What were the most positive aspects of this meeting and why?

- Sharing Information and Ideas, Diversity of Participants**
- 10 *"Great sharing of info from many sources, always invigorating." "Diversity of the group and input."
"It was a comfortable group to say what is happening and what parents are asking."*
- Updates and Dissemination of Information**
- 5 *"Dissemination of updated information and contribution goals/vision of SPP."
"Updates from Georgie and Chris."*
- Quality of Participation**
- 4 *"Participants have been together long enough to understand the plan and make recommendations that support the interests of students with disabilities." "Collaboration and commitment of team."*
- Workgroups**
- 2 *"Smaller groups allowed for more measured discussion."*
- Networking**
- 2 *"Networking—putting faces to names."*
- Other Positive Comments**
- 3 *"Seeing something come out of all the years of work." "This is a good conference for people NEW to special ed to attend." "Enjoyed Fred's opening remarks and desire for stakeholder input."*

Number
of
Comments

How could we improve future meetings?

- Suggestions for Working with Documents**
- 4 *"Provide copies of PPTs and all docs addressed in presentation AND have/use a doc reader to support participants in interacting with the docs and maneuvering them." "A document reader would be helpful."
"Have PowerPoint match what the speaker is saying in large room."*
- Provide Information on Outcome of Previous Meetings**
- 2 *"Show us what you did with the work done at the previous meeting." "How do we know what's been acted upon and what hasn't been? No follow up to work group recommendations, so it isn't clear."*
- Provide Water or Snacks**
- 2 *"Have water available." "More coffee, water, snacks."*
- Avoid Inappropriate Remarks in Update**
- 2 *"Creative intro from Chris with candy PPT, but I found the remarks about "peep" show and "sugar babies" offensive and unprofessional."*
- Other Suggestions and Comments**
- 4 *"Point out the fiscal context of these conversations. I don't think everyone 'gets it' yet." "More time."
"There was no new member orientation, even though there was more than a handful of us."
"I am concerned that discussions pertaining to parents focuses on parents with RESOURCES, not all parents. More surprising seeing this focus come from some parents."
"It would be great if we were given less paperwork."*